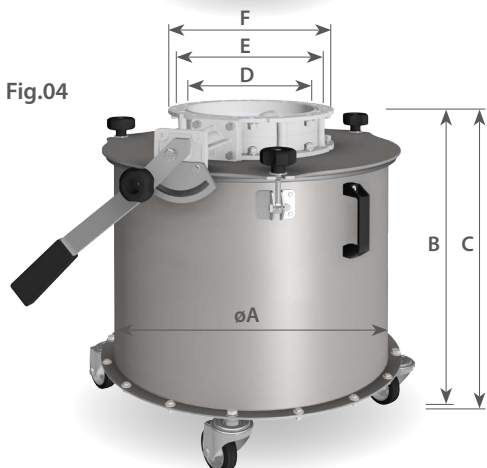
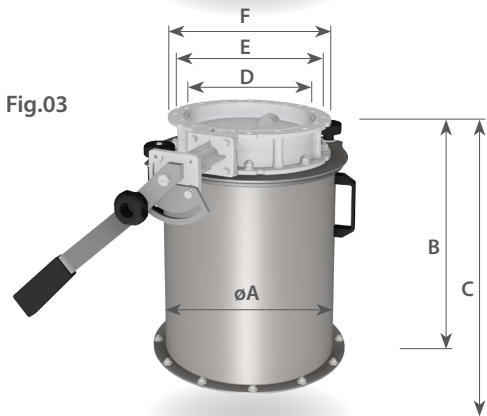
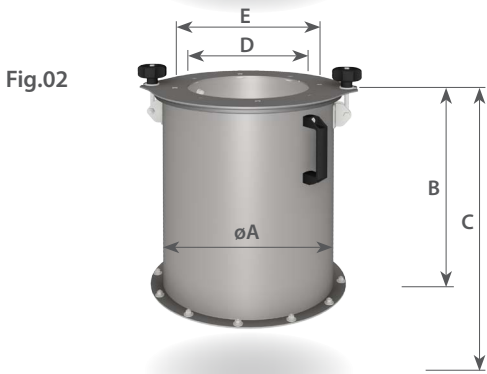
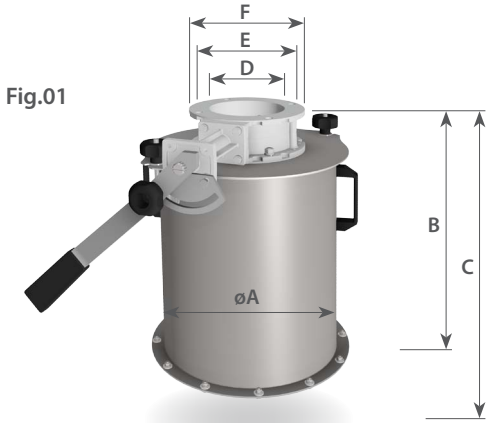


# MOBILE DUST COLLECTION TANK

## N-SFNE....

## T-SFNE....

### DIMENSIONS



### DESCRIPTION

MIX Mobile dust collection tank, placed at the hopper outlet, allows the recovery of the powders accumulated by the de-dusting action of the filter.

### COMBINATION TABLE

N-SFN	E	05	B	1	N
-------	---	----	---	---	---

**Classification**  
MSD

#### Application

- N:** Atmospheric
- V:** Suitable for vacuum applications
- P:** Atmospheric capable to resist to the explosion pressure blast (only version T-)
- R:** Suitable for vacuum applications, capable to resist to the explosion pressure blast (only version T-)

#### Costruction material

- 1:** Carbon steel, RAL9006 painted
- 2:** Stainless steel AISI 304

#### Model

- B:** Completo with Valve SVA250
- C:** Completo with Valve SVA150
- D:** Without valve (designed for valve SVA250) (No version T-)

#### Diameter of bin

- 05:** DN 350
- 10:** DN 540

#### Type

- N-SFNE:** Mobile dust collection tank
- T-SFNE:** Removable wheeled bin, suitable for potentially explosive environments

CODE			Fig.	ØA	B	C	ØD	ØE	ØF	⊕ ⊖	kg	Liters
See combination table												
N-	T-	SFNE05C..	01	350	505	625	150	200	228	M 10 n°4	16	38
N-	/	SFNE05D..	02	350	425	625	250	300	326	M 10 n°8	10	38
N-	T-	SFNE05B..	03	350	505	625	250	300	326	M 10 n°8	19	38
N-	T-	SFNE10B..	04	540	617	625	250	300	326	M 10 n°8	37	100

**A:** Ø of bin / **B:** overall height / **C:** height from the ground / **D:** Ø for product passage / **E:** center-to-center distance for mounting / **F:** Ø O.D. of the valve

### Standard Combinations

DN 350	DN 540÷1550	DN 540÷1550
05	05	10
/	N-SFNE05B1N	N-SFNE10B1N
N-SFNE05C2N	<b>N-SFNE05B2N</b>	N-SFNE10B2N
/	N-SFNE05B1V	N-SFNE10B1V
N-SFNE05C2V	<b>N-SFNE05B2V</b>	N-SFNE10B2V
/	N-SFNE05D1N	/
/	<b>N-SFNE05D2N</b>	/
/	N-SFNE05D1V	/
/	<b>N-SFNE05D2V</b>	/

### Suitable combinations for potentially explosive environments: $P_{red} 0,48 \text{ bar}$

DN 350	DN 540÷1550	DN 540÷1550
05	05	10
/	T-SFNE05B1N	T-SFNE10B1N
T-SFNE05C2N	<b>T-SFNE05B2N</b>	T-SFNE10B2N
/	T-SFNE05B1V	T-SFNE10B1V
T-SFNE05C2V	<b>T-SFNE05B2V</b>	T-SFNE10B2V
/	<b>T-SFNE05B1P</b>	<b>T-SFNE10B1P</b>
/	<b>T-SFNE05B2P</b>	<b>T-SFNE10B2P</b>
/	<b>T-SFNE05B1R</b>	<b>T-SFNE10B1R</b>
/	<b>T-SFNE05B2R</b>	<b>T-SFNE10B2R</b>

MIX Standard Versions

**Model to be handled on Customer's request**

**NOTE:** All dimensions in mm, unless stated otherwise. The Company MIX reserves the right to alter product specifications without prior notice. All the quoted sizes are approximate. The given figures are mean values with tolerances entailed by the customary production-related variations. In any particular case, and to have the correct values, our written confirmation is necessary.